

# PSI

## SERVICES FOR MARKETING AND SURVEY RESEARCH

since 1983

For Release: Embargoed until 10:00 p.m. CDT, Wednesday, September 27, 2000

Contact: Craig Tufty  
Telephone: 703-765-0488  
E-mail: craig@tufty.net

### **PRESIDENTIAL RACE TIGHT IN IOWA**

#### LATEST "IOWA PROJECT 2000" SURVEY REVEALS CLOSE RACE : GORE AHEAD

Alexandria, Va – Vice President Al Gore holds a slim lead over George W Bush among likely Iowa voters in the November 7, 2000 general election for president, 44% to 42%. That according to an independent survey conducted by PSI of Alexandria, Virginia, released tonight by Capital Communications on television stations {WOI - Des Moines, Iowa}, {KCAU - Sioux City, Iowa}, {WHBF - Rock Island, Illinois} and {KLKN - Lincoln, Nebraska}.

This is the eighth survey in "The Iowa Project 2000", conducted by PSI, which will periodically poll likely Iowa voters prior to the November 7, 2000, General Election. Results of previous "Iowa Project 2000" surveys may be found at <http://www.iowa2000.com> on the Internet.

"Al Gore's major areas of strength are among females and older voters. He leads George W Bush by a solid 14 points, 54% to 31% among females." said PSI president and project director Craig Tufty. "He also enjoys mid to high single digit leads among the 50 to 64 and 65 and over age groups. His support is strongest among the 65 and over old age group followed by the 50-64 age group, with a slight majority in the 35-49 age group. Iowa Democratic party political activists solidly support Gore over Bush 63% to 11%."

"George W Bush holds a significant lead over Al Gore among males and younger voters. He leads Al Gore by 12 points, 45% to 33% among males. His lead among the 18-24 year old age group is 12 points and his lead among the 25 to 34 year old age group is a substantial 27 points. Although Iowa Republican political party activists strongly support Bush over Gore, his lead is considerably less in his party than Gore's lead over Bush among Democrats. Bush leads Gore among Republicans 63% to 17%."

"Self identified Independents support Gore over Bush, 42% to 34%."

"Green Party Candidate, Ralph Nader and Reform Party candidate, Pat Buchanan both scored in the low single digits. Their source of support appears to have come at the expense of Al Gore, drawing roughly 3% from the Democratic presidential candidate. John S Hagelin, Natural Law Party candidate, registered zero support in the survey."

The PSI survey among 400 likely General Election voters, conducted on 9/25/2000, showed the candidates standing as follows:

Candidate:	Actual %	% Undecided / pushed	Total:
Al Gore / Joe Lieberman	39.5	4.5	44.0
George W Bush / Dick Cheney	37.8	4.3	42.1
Ralph Nader / Winona LaDuke	1.8	.3	2.1
Pat Buchanan / Ezola Foster	.8	.0	.8
John S Hegelin / Nat Goldhaber	.0	.0	.0
Undecided / pushed	9.1	9.1	
Undecided	11.3		11.3
Total:	100.0		100.0

note: percentages may not add up to 100 due to rounding.

PSI is an independent survey research firm located in Alexandria, Virginia, that conducts political and corporate research. It is owned and operated by Craig Tufty, a former resident of Sioux City, Iowa. "The Iowa Project 2000" is not paid for nor affiliated with any of the presidential candidates, campaigns or their representatives. Complete results of all "Iowa Project 2000" surveys may be found at the following site on the Internet. <http://www.iowa2000.com>

Editors note: This survey is embargoed for 10:00 p.m. CDT 9/27/2000 release by Capital Communications.

###

## STATEMENT OF METHODOLOGY

### **“The Iowa Project 2000”<sup>©</sup>**

#### **#8**

#### **Sample Design:**

The sample for this survey was drawn from a computer database maintained by the state voter registrar, of all registered voters in the state of Iowa. Each registered voter who had voted in the 1998 primary or 1998 general election had an equal opportunity of being selected to participate in this survey. Only registered voters were called for this survey.

2,880 random phone contacts were made in order to obtain the final sample of 400. (A screening question eliminated potential respondents who indicated that they did not plan to vote in the general election on November 7, 2000).

Only the respondents who were the listed registered voters and resided at the listed addresses were interviewed. The sample replicated the % of the 1998 general election voter turnout of the three major voter groups identified by the State of Iowa Voter Registrar. Democrat, Republican and No Party.

The primary data for this survey was obtained through 400 **complete**, 5-7 minute telephone interviews. The primary data was collected on September 25, 2000.

The results of this survey are based on the answers of all the respondents interviewed. This survey has a margin of error of + or - 4.79% with a 95% degree of confidence.

PSI is an independent market / survey research firm located in Alexandria, Virginia, that conducts political and corporate research. It is owned and operated by Craig Tufty, a former resident of Sioux City, Iowa. "The Iowa Project 2000" is not paid for nor affiliated with any of the presidential candidates, campaigns or their representatives.

Complete survey results are available for download at the following site on the Internet.

<http://www.iowa2000.com>

Hello my name is \_\_\_\_\_, and I am helping to conduct an independent telephone survey here in the state of Iowa about the upcoming general election that will be held on November 7, 2000. Do you have time to answer some short questions?

If the answer is no, thank them for their time and hang up.  
If the answer is yes, continue with the following questions.

Q1 Do you plan on voting for president and vice president in the general election on November 7, 2000?

- A. Yes (goto Q2)
- B. No (Thank them for their time and hang up)
- C. Don't know / refused / no answer (goto Q2)

Q2 If the election for president and vice president was held today for whom would you vote? (Rotate names)

- A Al Gore / Joe Lieberman
- B George W. Bush / Dick Cheney
- C Pat Buchanan / Ezola Foster
- D John S. Hagelin / Nat Goldhaber
- E Ralph Nader / Winona LaDuke
- F Undecided ( ask the following)
- G Leaning Al Gore / Joe Lieberman
- H Leaning George W. Bush / Dick Cheney
- I Leaning Pat Buchanan / Ezola Foster
- J Leaning John S. Hagelin / Nat Goldhaber
- K Leaning Ralph Nader / Winona LaDuke
- L Undecided / undecided
- M Don't know / refused / no answer

Q3 Why are you are voting for \_\_\_\_\_? (Probe for only **ONE** answer)

I'm going to read you some statements. After each statement, please tell me if you strongly agree, somewhat agree, agree, somewhat disagree or strongly disagree with the statement.

- A Strongly agree
- B Somewhat agree
- C Agree
- D Somewhat disagree
- E Strongly disagree
- F Don't know / refused / no answer

Q4 The overall "Quality of Life" in Iowa has improved in the last few years.

Q5 The overall economic situation in Iowa has improved in the last few years.

Q6 Allowing people to invest some of their payroll taxes in the Stock Market is a good idea.

Q7 You are better off today than you were 4 years ago.

Q8 Iowa needs more immigrants to fill jobs that are currently going unfilled.

Q9 Increasing immigration in Iowa would create more problems than it's worth.

Q10 Iowa is not doing enough to attract, screen and retain competent teachers.

Q11 Serious crime seems to have increased significantly in Iowa in the last few years.

(A, B or C goto Q12)

(D, E or F goto Q13)

Q12 What do you think is the main reason for the increase in serious crime in Iowa? (Probe for only **ONE** response)

Q13 According to a GAO (Government Accounting Office) study published in February of 1998, meat packing plants in Iowa have hired an increasing number of minority and immigrant workers. Overall, do you feel that this has had a positive or negative impact on Iowa?

- A Very positive
- B Somewhat positive
- C Neither positive nor negative
- D Somewhat negative
- E Very negative
- F Don't know / refused / no answer

Q14 Would you please tell me what your educational background is?

- A. Grade school or less (grades 1-8)
- B. Some high school
- C. High school graduate.
- D. Vocational / technical
- E. Some college (2 years or less)
- F. Some college (more than 2 years)
- G. College graduate
- H. Post graduate degree
- I. Don't know / refused / no answer

Q15 Would you please tell me what your religion is?

- A. Catholic
- B. Protestant
- C. Jewish
- D. Christian
- E. Other
- F. Agnostic / atheist
- G. None
- H. Don't know / refused / no answer

Q16 Would you please tell me what you do for a living?

- A. Professional / technical
- B. Clerical / sales
- C. White collar
- D. Blue collar
- E. Student
- F. Farm related
- G. Retired
- H. Housewife
- I. Other
- J. Don't know / refused / no answer

Q17 Would you please tell me what your pre-tax household income is?

- A. \$5000 to \$15,000
- B. \$15,000 to \$25,000
- C. \$25,000 to \$35,000
- D. \$35,000 to \$50,000
- E. Over \$50,000
- F. Don't know / refused / no answer

Q18 In which state were you born?

This concludes our survey. Thank you very much for participating.

(RETRIEVE THE FOLLOWING INFORMATION OFF OF THE DATA FILES)

Q19 Age?

- A. 17.5-24

- B. 25-34
- C. 35-49
- D. 50-64
- E. 65 +

Q20 Sex?  
A. Male  
B. Female

Q21 Party?  
A. Republican  
B. Democrat  
C. Independent

Q22 County number?

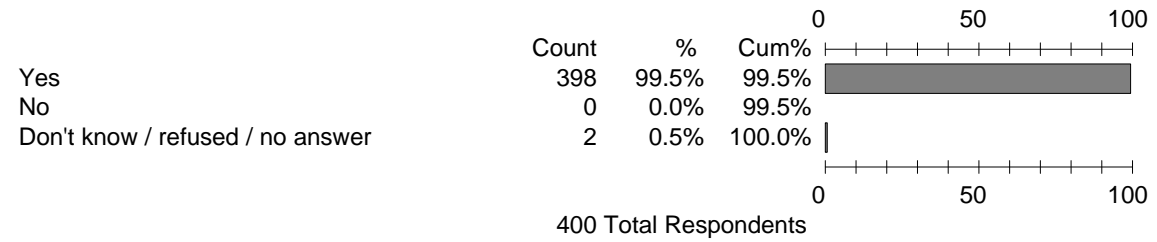
# "The Iowa Project 2000"

September 25, 2000

n=400

Do you plan on voting in the general election?

1 Q1



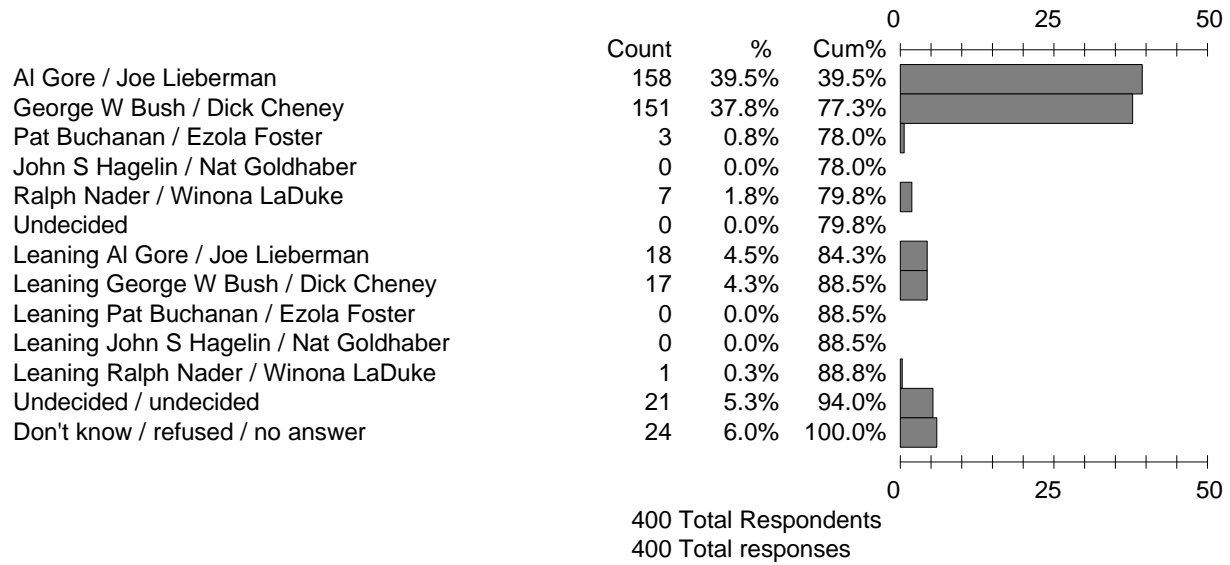
# "The Iowa Project 2000"

September 25, 2000

n=400

## Ballot Test

2 Q2




# "The Iowa Project 2000"

September 25, 2000

n=400

Quality of life

3 Q4





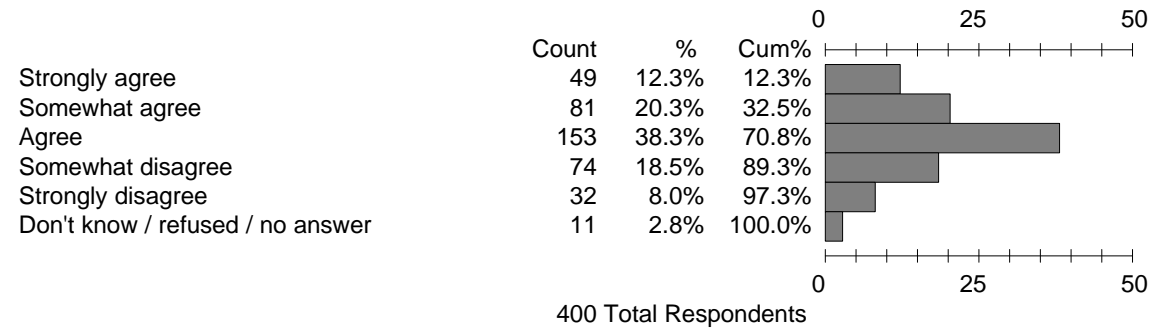
# "The Iowa Project 2000"

September 25, 2000

n=400

Economic situation

4 Q5




# "The Iowa Project 2000"

September 25, 2000

n=400

Allow people to invest in stock market

5 Q6



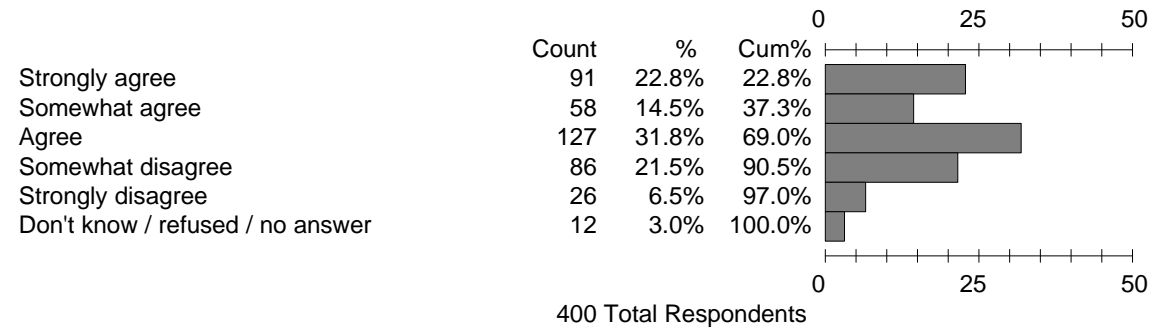
# "The Iowa Project 2000"

September 25, 2000

n=400

Better off today

6 Q7




# "The Iowa Project 2000"

September 25, 2000

n=400

Iowa needs more immigrants

7 Q8




# "The Iowa Project 2000"

September 25, 2000

n=400

Immigration would create more problems

8 Q9




# "The Iowa Project 2000"

September 25, 2000

n=400

Iowa not doing enough to attract, screen and retain teachers

9 Q10




# "The Iowa Project 2000"

September 25, 2000

n=400

Serious crime has increased in the last few years

10 Q11




# "The Iowa Project 2000"

September 25, 2000

n=400

Immigration impact on Iowa

11 Q13





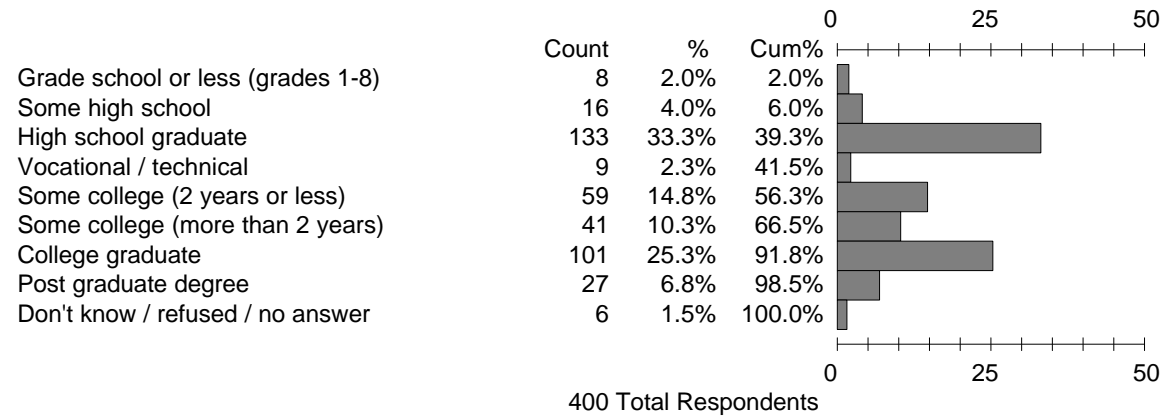
# "The Iowa Project 2000"

September 25, 2000

n=400

## Education level

12 Q14



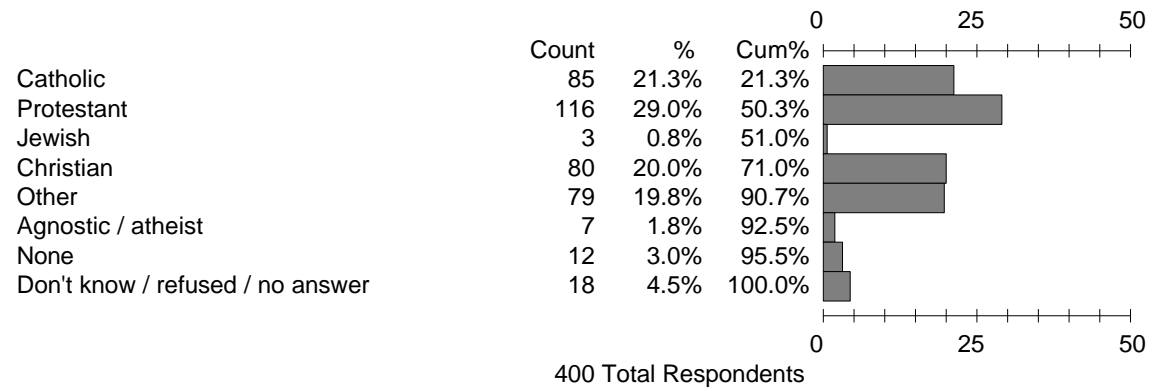
# "The Iowa Project 2000"

September 25, 2000

n=400

Religion

13 Q15



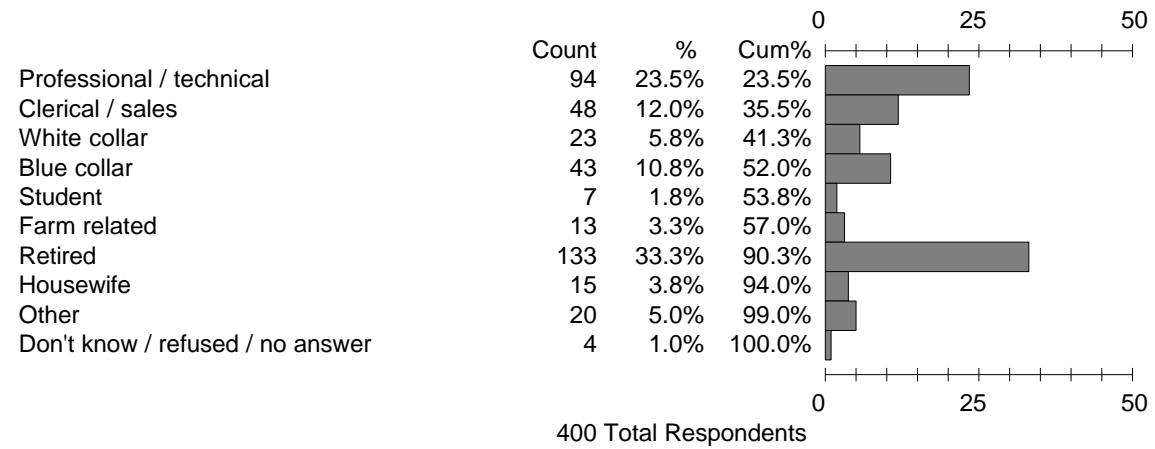
# "The Iowa Project 2000"

September 25, 2000

n=400

## Occupation

14 Q16




# "The Iowa Project 2000"

September 25, 2000

n=400

Pre-tax income

15 Q17



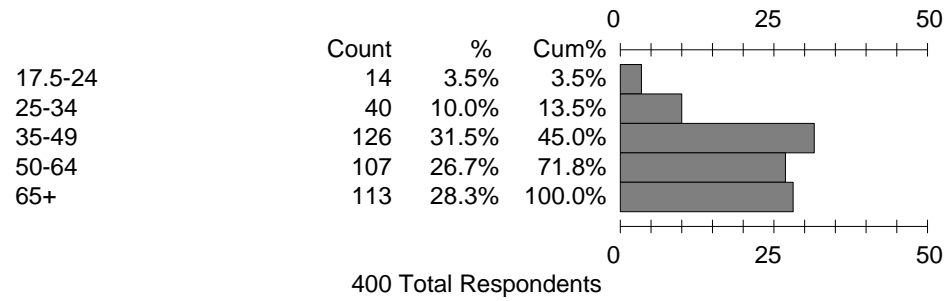
# "The Iowa Project 2000"

September 25, 2000

n=400

Age

17 Q19



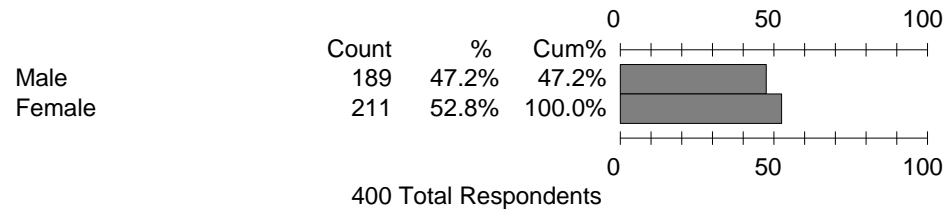
# "The Iowa Project 2000"

September 25, 2000

n=400

Sex

18 Q20




# "The Iowa Project 2000"

September 25, 2000

n=400

19 Q21

Party



# "The Iowa Project 2000"

September 25, 2000

n=400

## Ballot Test

		Total	Do you plan on voting in the general election?		
			Yes	No	Don't know / refused / no answer
Total Respondents		400	398	0	2
	Coverage	100%	99%		1%
	Compostn	100%	100%		100%
	Tot %	100%	99%		1%
Al Gore / Joe Lieberman		158	158		
	Coverage	100%	100%		
	Compostn	40%	40%		
	Tot %	40%	40%		
George W Bush / Dick Cheney		151	151		
	Coverage	100%	100%		
	Compostn	38%	38%		
	Tot %	38%	38%		
Pat Buchanan / Ezola Foster		3	3		
	Coverage	100%	100%		
	Compostn	1%	1%		
	Tot %	1%	1%		
Ralph Nader / Winona LaDuke		7	7		
	Coverage	100%	100%		
	Compostn	2%	2%		
	Tot %	2%	2%		
Leaning Al Gore / Joe Lieberman		18	18		
	Coverage	100%	100%		
	Compostn	5%	5%		
	Tot %	5%	5%		
Leaning George W Bush / Dick Cheney		17	17		
	Coverage	100%	100%		
	Compostn	4%	4%		
	Tot %	4%	4%		
Leaning Ralph Nader / Winona LaDuke		1	1		
	Coverage	100%	100%		
	Compostn	0%	0%		
	Tot %	0%	0%		



# "The Iowa Project 2000"

September 25, 2000

n=400

## Ballot Test

		Total	Do you plan on voting in the general election?		
			Yes	No	Don't know / refused / no answer
Total Respondents		400	398	0	2
	Coverage	100%	99%		1%
	Compostn	100%	100%		100%
	Tot %	100%	99%		1%
Undecided / undecided		21	20		1
	Coverage	100%	95%		5%
	Compostn	5%	5%		50%
	Tot %	5%	5%		0%
Don't know / refused / no answer		24	23		1
	Coverage	100%	96%		4%
	Compostn	6%	6%		50%
	Tot %	6%	6%		0%

# "The Iowa Project 2000"

September 25, 2000

n=400

		Ballot Test						
		Total	Quality of life				Don't know / refused / no answer	
			Strongly agree	Somewhat agree	Agree	Somewhat disagree	Strongly disagree	
Total Respondents		400	50	88	167	56	20	19
	Coverage	100%	13%	22%	42%	14%	5%	5%
	Compostn	100%	100%	100%	100%	100%	100%	100%
	Tot %	100%	13%	22%	42%	14%	5%	5%
Al Gore / Joe Lieberman		158	32	32	72	14	3	5
	Coverage	100%	20%	20%	46%	9%	2%	3%
	Compostn	40%	64%	36%	43%	25%	15%	26%
	Tot %	40%	8%	8%	18%	4%	1%	1%
George W Bush / Dick Cheney		151	9	35	57	30	11	9
	Coverage	100%	6%	23%	38%	20%	7%	6%
	Compostn	38%	18%	40%	34%	54%	55%	47%
	Tot %	38%	2%	9%	14%	8%	3%	2%
Pat Buchanan / Ezola Foster		3	2	1				
	Coverage	100%	67%	33%				
	Compostn	1%	4%	1%				
	Tot %	1%	1%	0%				
Ralph Nader / Winona LaDuke		7		1	4	2		
	Coverage	100%		14%	57%	29%		
	Compostn	2%		1%	2%	4%		
	Tot %	2%		0%	1%	1%		
Leaning Al Gore / Joe Lieberman		18	3	3	10	1		1
	Coverage	100%	17%	17%	56%	6%		6%
	Compostn	5%	6%	3%	6%	2%		5%
	Tot %	5%	1%	1%	3%	0%		0%
Leaning George W Bush / Dick Cheney		17	2	6	3	4	2	
	Coverage	100%	12%	35%	18%	24%	12%	
	Compostn	4%	4%	7%	2%	7%	10%	
	Tot %	4%	1%	2%	1%	1%	1%	
Leaning Ralph Nader / Winona LaDuke		1					1	
	Coverage	100%					100%	
	Compostn	0%					5%	
	Tot %	0%					0%	

# "The Iowa Project 2000"

September 25, 2000

n=400

		Ballot Test						
		Total	Quality of life				Don't know / refused / no answer	
			Strongly agree	Somewhat agree	Agree	Somewhat disagree		Strongly disagree
Total Respondents		400	50	88	167	56	20	19
	Coverage	100%	13%	22%	42%	14%	5%	5%
	Compostn	100%	100%	100%	100%	100%	100%	100%
	Tot %	100%	13%	22%	42%	14%	5%	5%
Undecided / undecided		21		5	13	2	1	
	Coverage	100%		24%	62%	10%	5%	
	Compostn	5%		6%	8%	4%	5%	
	Tot %	5%		1%	3%	1%	0%	
Don't know / refused / no answer		24	2	5	8	3	2	4
	Coverage	100%	8%	21%	33%	13%	8%	17%
	Compostn	6%	4%	6%	5%	5%	10%	21%
	Tot %	6%	1%	1%	2%	1%	1%	1%

# "The Iowa Project 2000"

September 25, 2000

n=400

		Ballot Test						
		Total	Strongly agree	Somewhat agree	Economic situation		Don't know / refused / no answer	
					Agree	Somewhat disagree	Strongly disagree	
Total Respondents		400	49	81	153	74	32	11
	Coverage	100%	12%	20%	38%	19%	8%	3%
	Compostn	100%	100%	100%	100%	100%	100%	100%
	Tot %	100%	12%	20%	38%	19%	8%	3%
Al Gore / Joe Lieberman		158	26	34	65	18	9	6
	Coverage	100%	16%	22%	41%	11%	6%	4%
	Compostn	40%	53%	42%	42%	24%	28%	55%
	Tot %	40%	7%	9%	16%	5%	2%	2%
George W Bush / Dick Cheney		151	13	33	54	35	13	3
	Coverage	100%	9%	22%	36%	23%	9%	2%
	Compostn	38%	27%	41%	35%	47%	41%	27%
	Tot %	38%	3%	8%	14%	9%	3%	1%
Pat Buchanan / Ezola Foster		3	1				2	
	Coverage	100%	33%				67%	
	Compostn	1%	2%				6%	
	Tot %	1%	0%				1%	
Ralph Nader / Winona LaDuke		7			4	3		
	Coverage	100%			57%	43%		
	Compostn	2%			3%	4%		
	Tot %	2%			1%	1%		
Leaning Al Gore / Joe Lieberman		18	2	6	5	5		
	Coverage	100%	11%	33%	28%	28%		
	Compostn	5%	4%	7%	3%	7%		
	Tot %	5%	1%	2%	1%	1%		
Leaning George W Bush / Dick Cheney		17	2	1	7	5	2	
	Coverage	100%	12%	6%	41%	29%	12%	
	Compostn	4%	4%	1%	5%	7%	6%	
	Tot %	4%	1%	0%	2%	1%	1%	
Leaning Ralph Nader / Winona LaDuke		1						1
	Coverage	100%						100%
	Compostn	0%						9%
	Tot %	0%						0%

# "The Iowa Project 2000"

September 25, 2000

n=400

		Ballot Test						
		Total	Economic situation				Don't know / refused / no answer	
			Strongly agree	Somewhat agree	Agree	Somewhat disagree	Strongly disagree	
Total Respondents		400	49	81	153	74	32	11
	Coverage	100%	12%	20%	38%	19%	8%	3%
	Composn	100%	100%	100%	100%	100%	100%	100%
	Tot %	100%	12%	20%	38%	19%	8%	3%
Undecided / undecided		21		4	10	5	2	
	Coverage	100%		19%	48%	24%	10%	
	Composn	5%		5%	7%	7%	6%	
	Tot %	5%		1%	3%	1%	1%	
Don't know / refused / no answer		24	5	3	8	3	4	1
	Coverage	100%	21%	13%	33%	13%	17%	4%
	Composn	6%	10%	4%	5%	4%	13%	9%
	Tot %	6%	1%	1%	2%	1%	1%	0%

# "The Iowa Project 2000"

September 25, 2000

n=400

## Ballot Test

		Total	Allow people to invest in stock market					Don't know / refused / no answer
			Strongly agree	Somewhat agree	Agree	Somewhat disagree	Strongly disagree	
Total Respondents		400	71	38	114	59	71	47
	Coverage	100%	18%	10%	29%	15%	18%	12%
	Compostn	100%	100%	100%	100%	100%	100%	100%
	Tot %	100%	18%	10%	29%	15%	18%	12%
Al Gore / Joe Lieberman		158	21	13	38	28	38	20
	Coverage	100%	13%	8%	24%	18%	24%	13%
	Compostn	40%	30%	34%	33%	47%	54%	43%
	Tot %	40%	5%	3%	10%	7%	10%	5%
George W Bush / Dick Cheney		151	36	19	57	14	12	13
	Coverage	100%	24%	13%	38%	9%	8%	9%
	Compostn	38%	51%	50%	50%	24%	17%	28%
	Tot %	38%	9%	5%	14%	4%	3%	3%
Pat Buchanan / Ezola Foster		3				1	2	
	Coverage	100%				33%	67%	
	Compostn	1%				2%	3%	
	Tot %	1%				0%	1%	
Ralph Nader / Winona LaDuke		7	1		3	1	2	
	Coverage	100%	14%		43%	14%	29%	
	Compostn	2%	1%		3%	2%	3%	
	Tot %	2%	0%		1%	0%	1%	
Leaning Al Gore / Joe Lieberman		18	6	1	4		5	2
	Coverage	100%	33%	6%	22%		28%	11%
	Compostn	5%	8%	3%	4%		7%	4%
	Tot %	5%	2%	0%	1%		1%	1%
Leaning George W Bush / Dick Cheney		17	5	2	4	3	1	2
	Coverage	100%	29%	12%	24%	18%	6%	12%
	Compostn	4%	7%	5%	4%	5%	1%	4%
	Tot %	4%	1%	1%	1%	1%	0%	1%
Leaning Ralph Nader / Winona LaDuke		1					1	
	Coverage	100%					100%	
	Compostn	0%					1%	
	Tot %	0%					0%	

# "The Iowa Project 2000"

September 25, 2000

n=400

		Ballot Test						
		Allow people to invest in stock market						
		Total	Strongly agree	Somewhat agree	Agree	Somewhat disagree	Strongly disagree	Don't know / refused / no answer
Total Respondents		400	71	38	114	59	71	47
	Coverage	100%	18%	10%	29%	15%	18%	12%
	Composn	100%	100%	100%	100%	100%	100%	100%
	Tot %	100%	18%	10%	29%	15%	18%	12%
Undecided / undecided		21		2	4	4	5	6
	Coverage	100%		10%	19%	19%	24%	29%
	Composn	5%		5%	4%	7%	7%	13%
	Tot %	5%		1%	1%	1%	1%	2%
Don't know / refused / no answer		24	2	1	4	8	5	4
	Coverage	100%	8%	4%	17%	33%	21%	17%
	Composn	6%	3%	3%	4%	14%	7%	9%
	Tot %	6%	1%	0%	1%	2%	1%	1%

# "The Iowa Project 2000"

September 25, 2000

n=400

## Ballot Test

		Total	Strongly agree	Somewhat agree	Better off today		Strongly disagree	Don't know / refused / no answer
					Agree	Somewhat disagree		
Total Respondents		400	91	58	127	86	26	12
	Coverage	100%	23%	15%	32%	22%	7%	3%
	Compostn	100%	100%	100%	100%	100%	100%	100%
	Tot %	100%	23%	15%	32%	22%	7%	3%
Al Gore / Joe Lieberman		158	52	22	51	22	7	4
	Coverage	100%	33%	14%	32%	14%	4%	3%
	Compostn	40%	57%	38%	40%	26%	27%	33%
	Tot %	40%	13%	6%	13%	6%	2%	1%
George W Bush / Dick Cheney		151	29	19	47	43	9	4
	Coverage	100%	19%	13%	31%	28%	6%	3%
	Compostn	38%	32%	33%	37%	50%	35%	33%
	Tot %	38%	7%	5%	12%	11%	2%	1%
Pat Buchanan / Ezola Foster		3				3		
	Coverage	100%				100%		
	Compostn	1%				3%		
	Tot %	1%				1%		
Ralph Nader / Winona LaDuke		7	1	1	3		2	
	Coverage	100%	14%	14%	43%		29%	
	Compostn	2%	1%	2%	2%		8%	
	Tot %	2%	0%	0%	1%		1%	
Leaning Al Gore / Joe Lieberman		18	4	5	4	3	2	
	Coverage	100%	22%	28%	22%	17%	11%	
	Compostn	5%	4%	9%	3%	3%	8%	
	Tot %	5%	1%	1%	1%	1%	1%	
Leaning George W Bush / Dick Cheney		17	2	4	4	6	1	
	Coverage	100%	12%	24%	24%	35%	6%	
	Compostn	4%	2%	7%	3%	7%	4%	
	Tot %	4%	1%	1%	1%	2%	0%	
Leaning Ralph Nader / Winona LaDuke		1				1		
	Coverage	100%				100%		
	Compostn	0%				1%		
	Tot %	0%				0%		



# "The Iowa Project 2000"

September 25, 2000

n=400

		Ballot Test						
		Total	Strongly agree	Somewhat agree	Better off today Agree	Somewhat disagree	Strongly disagree	Don't know / refused / no answer
Total Respondents		400	91	58	127	86	26	12
	Coverage	100%	23%	15%	32%	22%	7%	3%
	Composn	100%	100%	100%	100%	100%	100%	100%
	Tot %	100%	23%	15%	32%	22%	7%	3%
Undecided / undecided		21		6	5	4	3	3
	Coverage	100%		29%	24%	19%	14%	14%
	Composn	5%		10%	4%	5%	12%	25%
	Tot %	5%		2%	1%	1%	1%	1%
Don't know / refused / no answer		24	3	1	13	4	2	1
	Coverage	100%	13%	4%	54%	17%	8%	4%
	Composn	6%	3%	2%	10%	5%	8%	8%
	Tot %	6%	1%	0%	3%	1%	1%	0%

# "The Iowa Project 2000"

September 25, 2000

n=400

		Ballot Test						
		Total	Iowa needs more immigrants				Don't know / refused / no answer	
			Strongly agree	Somewhat agree	Agree	Somewhat disagree	Strongly disagree	
Total Respondents		400	13	43	57	119	130	38
	Coverage	100%	3%	11%	14%	30%	33%	10%
	Compostn	100%	100%	100%	100%	100%	100%	100%
	Tot %	100%	3%	11%	14%	30%	33%	10%
Al Gore / Joe Lieberman		158	12	14	27	46	49	10
	Coverage	100%	8%	9%	17%	29%	31%	6%
	Compostn	40%	92%	33%	47%	39%	38%	26%
	Tot %	40%	3%	4%	7%	12%	12%	3%
George W Bush / Dick Cheney		151		19	19	49	52	12
	Coverage	100%		13%	13%	32%	34%	8%
	Compostn	38%		44%	33%	41%	40%	32%
	Tot %	38%		5%	5%	12%	13%	3%
Pat Buchanan / Ezola Foster		3				1	2	
	Coverage	100%				33%	67%	
	Compostn	1%				1%	2%	
	Tot %	1%				0%	1%	
Ralph Nader / Winona LaDuke		7			2	1	3	1
	Coverage	100%			29%	14%	43%	14%
	Compostn	2%			4%	1%	2%	3%
	Tot %	2%			1%	0%	1%	0%
Leaning Al Gore / Joe Lieberman		18		3	3	5	5	2
	Coverage	100%		17%	17%	28%	28%	11%
	Compostn	5%		7%	5%	4%	4%	5%
	Tot %	5%		1%	1%	1%	1%	1%
Leaning George W Bush / Dick Cheney		17		2	1	5	5	4
	Coverage	100%		12%	6%	29%	29%	24%
	Compostn	4%		5%	2%	4%	4%	11%
	Tot %	4%		1%	0%	1%	1%	1%
Leaning Ralph Nader / Winona LaDuke		1					1	
	Coverage	100%					100%	
	Compostn	0%					1%	
	Tot %	0%					0%	

# "The Iowa Project 2000"

September 25, 2000

n=400

		Ballot Test						
		Total	Iowa needs more immigrants				Don't know / refused / no answer	
			Strongly agree	Somewhat agree	Agree	Somewhat disagree		Strongly disagree
Total Respondents		400	13	43	57	119	130	38
	Coverage	100%	3%	11%	14%	30%	33%	10%
	Compostn	100%	100%	100%	100%	100%	100%	100%
	Tot %	100%	3%	11%	14%	30%	33%	10%
Undecided / undecided		21	1	2	2	7	6	3
	Coverage	100%	5%	10%	10%	33%	29%	14%
	Compostn	5%	8%	5%	4%	6%	5%	8%
	Tot %	5%	0%	1%	1%	2%	2%	1%
Don't know / refused / no answer		24		3	3	5	7	6
	Coverage	100%		13%	13%	21%	29%	25%
	Compostn	6%		7%	5%	4%	5%	16%
	Tot %	6%		1%	1%	1%	2%	2%

# "The Iowa Project 2000"

September 25, 2000

n=400

		Ballot Test						
		Total	Immigration would create more problems					
			Strongly agree	Somewhat agree	Agree	Somewhat disagree	Strongly disagree	Don't know / refused / no answer
Total Respondents		400	99	57	71	93	40	40
	Coverage	100%	25%	14%	18%	23%	10%	10%
	Compostn	100%	100%	100%	100%	100%	100%	100%
	Tot %	100%	25%	14%	18%	23%	10%	10%
Al Gore / Joe Lieberman		158	35	21	30	38	22	12
	Coverage	100%	22%	13%	19%	24%	14%	8%
	Compostn	40%	35%	37%	42%	41%	55%	30%
	Tot %	40%	9%	5%	8%	10%	6%	3%
George W Bush / Dick Cheney		151	43	25	26	33	9	15
	Coverage	100%	28%	17%	17%	22%	6%	10%
	Compostn	38%	43%	44%	37%	35%	23%	38%
	Tot %	38%	11%	6%	7%	8%	2%	4%
Pat Buchanan / Ezola Foster		3	1		1	1		
	Coverage	100%	33%		33%	33%		
	Compostn	1%	1%		1%	1%		
	Tot %	1%	0%		0%	0%		
Ralph Nader / Winona LaDuke		7	2		1		3	1
	Coverage	100%	29%		14%		43%	14%
	Compostn	2%	2%		1%		8%	3%
	Tot %	2%	1%		0%		1%	0%
Leaning Al Gore / Joe Lieberman		18	5	3		7	2	1
	Coverage	100%	28%	17%		39%	11%	6%
	Compostn	5%	5%	5%		8%	5%	3%
	Tot %	5%	1%	1%		2%	1%	0%
Leaning George W Bush / Dick Cheney		17	6		4	3	1	3
	Coverage	100%	35%		24%	18%	6%	18%
	Compostn	4%	6%		6%	3%	3%	8%
	Tot %	4%	2%		1%	1%	0%	1%
Leaning Ralph Nader / Winona LaDuke		1	1					
	Coverage	100%	100%					
	Compostn	0%	1%					
	Tot %	0%	0%					

# "The Iowa Project 2000"

September 25, 2000

n=400

		Ballot Test						
		Immigration would create more problems						
		Total	Strongly agree	Somewhat agree	Agree	Somewhat disagree	Strongly disagree	Don't know / refused / no answer
Total Respondents		400	99	57	71	93	40	40
	Coverage	100%	25%	14%	18%	23%	10%	10%
	Composn	100%	100%	100%	100%	100%	100%	100%
	Tot %	100%	25%	14%	18%	23%	10%	10%
Undecided / undecided		21	3	6	5	4	1	2
	Coverage	100%	14%	29%	24%	19%	5%	10%
	Composn	5%	3%	11%	7%	4%	3%	5%
	Tot %	5%	1%	2%	1%	1%	0%	1%
Don't know / refused / no answer		24	3	2	4	7	2	6
	Coverage	100%	13%	8%	17%	29%	8%	25%
	Composn	6%	3%	4%	6%	8%	5%	15%
	Tot %	6%	1%	1%	1%	2%	1%	2%

# "The Iowa Project 2000"

September 25, 2000

n=400

## Ballot Test

		Total	Iowa not doing enough to attract, screen and retain teachers					Don't know / refused / no answer
			Strongly agree	Somewhat agree	Agree	Somewhat disagree	Strongly disagree	
Total Respondents		400	109	59	111	69	8	44
	Coverage	100%	27%	15%	28%	17%	2%	11%
	Compostn	100%	100%	100%	100%	100%	100%	100%
	Tot %	100%	27%	15%	28%	17%	2%	11%
Al Gore / Joe Lieberman		158	49	22	43	22	6	16
	Coverage	100%	31%	14%	27%	14%	4%	10%
	Compostn	40%	45%	37%	39%	32%	75%	36%
	Tot %	40%	12%	6%	11%	6%	2%	4%
George W Bush / Dick Cheney		151	33	27	45	29	1	16
	Coverage	100%	22%	18%	30%	19%	1%	11%
	Compostn	38%	30%	46%	41%	42%	13%	36%
	Tot %	38%	8%	7%	11%	7%	0%	4%
Pat Buchanan / Ezola Foster		3	1			1		1
	Coverage	100%	33%			33%		33%
	Compostn	1%	1%			1%		2%
	Tot %	1%	0%			0%		0%
Ralph Nader / Winona LaDuke		7	2	1	1			3
	Coverage	100%	29%	14%	14%			43%
	Compostn	2%	2%	2%	1%			7%
	Tot %	2%	1%	0%	0%			1%
Leaning Al Gore / Joe Lieberman		18	7	2	2	7		
	Coverage	100%	39%	11%	11%	39%		
	Compostn	5%	6%	3%	2%	10%		
	Tot %	5%	2%	1%	1%	2%		
Leaning George W Bush / Dick Cheney		17	6	2	3	3	1	2
	Coverage	100%	35%	12%	18%	18%	6%	12%
	Compostn	4%	6%	3%	3%	4%	13%	5%
	Tot %	4%	2%	1%	1%	1%	0%	1%
Leaning Ralph Nader / Winona LaDuke		1		1				
	Coverage	100%		100%				
	Compostn	0%		2%				
	Tot %	0%		0%				

# "The Iowa Project 2000"

September 25, 2000

n=400

## Ballot Test

		Total	Iowa not doing enough to attract, screen and retain teachers					Don't know / refused / no answer
			Strongly agree	Somewhat agree	Agree	Somewhat disagree	Strongly disagree	
Total Respondents		400	109	59	111	69	8	44
	Coverage	100%	27%	15%	28%	17%	2%	11%
	Composn	100%	100%	100%	100%	100%	100%	100%
	Tot %	100%	27%	15%	28%	17%	2%	11%
Undecided / undecided		21	8	2	8	1		2
	Coverage	100%	38%	10%	38%	5%		10%
	Composn	5%	7%	3%	7%	1%		5%
	Tot %	5%	2%	1%	2%	0%		1%
Don't know / refused / no answer		24	3	2	9	6		4
	Coverage	100%	13%	8%	38%	25%		17%
	Composn	6%	3%	3%	8%	9%		9%
	Tot %	6%	1%	1%	2%	2%		1%

# "The Iowa Project 2000"

September 25, 2000

n=400

		Ballot Test						
		Serious crime has increased in the last few years						
		Total	Strongly agree	Somewhat agree	Agree	Somewhat disagree	Strongly disagree	Don't know / refused / no answer
Total Respondents		400	48	46	60	162	41	43
	Coverage	100%	12%	12%	15%	41%	10%	11%
	Compostn	100%	100%	100%	100%	100%	100%	100%
	Tot %	100%	12%	12%	15%	41%	10%	11%
Al Gore / Joe Lieberman		158	20	16	26	60	22	14
	Coverage	100%	13%	10%	16%	38%	14%	9%
	Compostn	40%	42%	35%	43%	37%	54%	33%
	Tot %	40%	5%	4%	7%	15%	6%	4%
George W Bush / Dick Cheney		151	14	15	25	63	13	21
	Coverage	100%	9%	10%	17%	42%	9%	14%
	Compostn	38%	29%	33%	42%	39%	32%	49%
	Tot %	38%	4%	4%	6%	16%	3%	5%
Pat Buchanan / Ezola Foster		3	2	1				
	Coverage	100%	67%	33%				
	Compostn	1%	4%	2%				
	Tot %	1%	1%	0%				
Ralph Nader / Winona LaDuke		7		1		3	1	2
	Coverage	100%		14%		43%	14%	29%
	Compostn	2%		2%		2%	2%	5%
	Tot %	2%		0%		1%	0%	1%
Leaning Al Gore / Joe Lieberman		18	4	2	2	9	1	
	Coverage	100%	22%	11%	11%	50%	6%	
	Compostn	5%	8%	4%	3%	6%	2%	
	Tot %	5%	1%	1%	1%	2%	0%	
Leaning George W Bush / Dick Cheney		17	2	2	2	9	1	1
	Coverage	100%	12%	12%	12%	53%	6%	6%
	Compostn	4%	4%	4%	3%	6%	2%	2%
	Tot %	4%	1%	1%	1%	2%	0%	0%
Leaning Ralph Nader / Winona LaDuke		1						1
	Coverage	100%						100%
	Compostn	0%						2%
	Tot %	0%						0%



# "The Iowa Project 2000"

September 25, 2000

n=400

		Ballot Test						
		Serious crime has increased in the last few years						
		Total	Strongly agree	Somewhat agree	Agree	Somewhat disagree	Strongly disagree	Don't know / refused / no answer
Total Respondents		400	48	46	60	162	41	43
	Coverage	100%	12%	12%	15%	41%	10%	11%
	Composn	100%	100%	100%	100%	100%	100%	100%
	Tot %	100%	12%	12%	15%	41%	10%	11%
Undecided / undecided		21	2	2	3	11		3
	Coverage	100%	10%	10%	14%	52%		14%
	Composn	5%	4%	4%	5%	7%		7%
	Tot %	5%	1%	1%	1%	3%		1%
Don't know / refused / no answer		24	4	7	2	7	3	1
	Coverage	100%	17%	29%	8%	29%	13%	4%
	Composn	6%	8%	15%	3%	4%	7%	2%
	Tot %	6%	1%	2%	1%	2%	1%	0%

# "The Iowa Project 2000"

September 25, 2000

n=400

		Ballot Test						
		Total	Very positive	Somewhat positive	Immigration impact on Iowa Neither positive nor negative	Somewhat negative	Very negative	Don't know / refused / no answer
Total Respondents		400	25	90	53	121	66	45
	Coverage	100%	6%	23%	13%	30%	17%	11%
	Compostn	100%	100%	100%	100%	100%	100%	100%
	Tot %	100%	6%	23%	13%	30%	17%	11%
Al Gore / Joe Lieberman		158	14	39	23	48	23	11
	Coverage	100%	9%	25%	15%	30%	15%	7%
	Compostn	40%	56%	43%	43%	40%	35%	24%
	Tot %	40%	4%	10%	6%	12%	6%	3%
George W Bush / Dick Cheney		151	7	30	19	48	26	21
	Coverage	100%	5%	20%	13%	32%	17%	14%
	Compostn	38%	28%	33%	36%	40%	39%	47%
	Tot %	38%	2%	8%	5%	12%	7%	5%
Pat Buchanan / Ezola Foster		3		1		2		
	Coverage	100%		33%		67%		
	Compostn	1%		1%		2%		
	Tot %	1%		0%		1%		
Ralph Nader / Winona LaDuke		7		3	1	1	1	1
	Coverage	100%		43%	14%	14%	14%	14%
	Compostn	2%		3%	2%	1%	2%	2%
	Tot %	2%		1%	0%	0%	0%	0%
Leaning Al Gore / Joe Lieberman		18	1	6	3	6	2	
	Coverage	100%	6%	33%	17%	33%	11%	
	Compostn	5%	4%	7%	6%	5%	3%	
	Tot %	5%	0%	2%	1%	2%	1%	
Leaning George W Bush / Dick Cheney		17		1		8	5	3
	Coverage	100%		6%		47%	29%	18%
	Compostn	4%		1%		7%	8%	7%
	Tot %	4%		0%		2%	1%	1%
Leaning Ralph Nader / Winona LaDuke		1	1					
	Coverage	100%	100%					
	Compostn	0%	4%					
	Tot %	0%	0%					

# "The Iowa Project 2000"

September 25, 2000

n=400

		Ballot Test						
		Total	Very positive	Somewhat positive	Immigration impact on Iowa Neither positive nor negative	Somewhat negative	Very negative	Don't know / refused / no answer
Total Respondents		400	25	90	53	121	66	45
	Coverage	100%	6%	23%	13%	30%	17%	11%
	Compostn	100%	100%	100%	100%	100%	100%	100%
	Tot %	100%	6%	23%	13%	30%	17%	11%
Undecided / undecided		21		5	4	4	5	3
	Coverage	100%		24%	19%	19%	24%	14%
	Compostn	5%		6%	8%	3%	8%	7%
	Tot %	5%		1%	1%	1%	1%	1%
Don't know / refused / no answer		24	2	5	3	4	4	6
	Coverage	100%	8%	21%	13%	17%	17%	25%
	Compostn	6%	8%	6%	6%	3%	6%	13%
	Tot %	6%	1%	1%	1%	1%	1%	2%

# "The Iowa Project 2000"

September 25, 2000

n=400

		Ballot Test									
		Total	Grade school or less (grades 1-8)	Some high school	High school graduate	Vocational / technical	Education level Some college (2 years or less)	Some college (more than 2 years)	College graduate	Post graduate degree	Don't know / refused / no answer
Total Respondents		400	8	16	133	9	59	41	101	27	6
	Coverage	100%	2%	4%	33%	2%	15%	10%	25%	7%	2%
	Compostn	100%	100%	100%	100%	100%	100%	100%	100%	100%	100%
	Tot %	100%	2%	4%	33%	2%	15%	10%	25%	7%	2%
Al Gore / Joe Lieberman		158	2	6	61	2	25	12	38	9	3
	Coverage	100%	1%	4%	39%	1%	16%	8%	24%	6%	2%
	Compostn	40%	25%	38%	46%	22%	42%	29%	38%	33%	50%
	Tot %	40%	1%	2%	15%	1%	6%	3%	10%	2%	1%
George W Bush / Dick Cheney		151	3	3	45	5	24	17	40	13	1
	Coverage	100%	2%	2%	30%	3%	16%	11%	26%	9%	1%
	Compostn	38%	38%	19%	34%	56%	41%	41%	40%	48%	17%
	Tot %	38%	1%	1%	11%	1%	6%	4%	10%	3%	0%
Pat Buchanan / Ezola Foster		3			2			1			
	Coverage	100%			67%			33%			
	Compostn	1%			2%			2%			
	Tot %	1%			1%			0%			
Ralph Nader / Winona LaDuke		7		1	1			3	2		
	Coverage	100%		14%	14%			43%	29%		
	Compostn	2%		6%	1%			7%	2%		
	Tot %	2%		0%	0%			1%	1%		
Leaning Al Gore / Joe Lieberman		18			6		6	1	5		
	Coverage	100%			33%		33%	6%	28%		
	Compostn	5%			5%		10%	2%	5%		
	Tot %	5%			2%		2%	0%	1%		
Leaning George W Bush / Dick Cheney		17		2	6		2	3	4		
	Coverage	100%		12%	35%		12%	18%	24%		
	Compostn	4%		13%	5%		3%	7%	4%		
	Tot %	4%		1%	2%		1%	1%	1%		
Leaning Ralph Nader / Winona LaDuke		1						1			
	Coverage	100%						100%			
	Compostn	0%						2%			
	Tot %	0%						0%			

# "The Iowa Project 2000"

September 25, 2000

n=400

		Ballot Test									
		Total	Grade school or less (grades 1-8)	Some high school	High school graduate	Vocational / technical	Education level Some college (2 years or less)	Some college (more than 2 years)	College graduate	Post graduate degree	Don't know / refused / no answer
Total Respondents		400	8	16	133	9	59	41	101	27	6
	Coverage	100%	2%	4%	33%	2%	15%	10%	25%	7%	2%
	Composn	100%	100%	100%	100%	100%	100%	100%	100%	100%	100%
	Tot %	100%	2%	4%	33%	2%	15%	10%	25%	7%	2%
Undecided / undecided		21	1	1	7	1			7	4	
	Coverage	100%	5%	5%	33%	5%			33%	19%	
	Composn	5%	13%	6%	5%	11%			7%	15%	
	Tot %	5%	0%	0%	2%	0%			2%	1%	
Don't know / refused / no answer		24	2	3	5	1	2	3	5	1	2
	Coverage	100%	8%	13%	21%	4%	8%	13%	21%	4%	8%
	Composn	6%	25%	19%	4%	11%	3%	7%	5%	4%	33%
	Tot %	6%	1%	1%	1%	0%	1%	1%	1%	0%	1%

# "The Iowa Project 2000"

September 25, 2000

n=400

		Ballot Test								
		Total	Religion							
			Catholic	Protestant	Jewish	Christian	Other	Agnostic / atheist	None	Don't know / refused / no answer
Total Respondents		400	85	116	3	80	79	7	12	18
	Coverage	100%	21%	29%	1%	20%	20%	2%	3%	5%
	Compostn	100%	100%	100%	100%	100%	100%	100%	100%	100%
	Tot %	100%	21%	29%	1%	20%	20%	2%	3%	5%
Al Gore / Joe Lieberman		158	39	39	1	32	25	4	10	8
	Coverage	100%	25%	25%	1%	20%	16%	3%	6%	5%
	Compostn	40%	46%	34%	33%	40%	32%	57%	83%	44%
	Tot %	40%	10%	10%	0%	8%	6%	1%	3%	2%
George W Bush / Dick Cheney		151	28	48	2	33	33		1	6
	Coverage	100%	19%	32%	1%	22%	22%		1%	4%
	Compostn	38%	33%	41%	67%	41%	42%		8%	33%
	Tot %	38%	7%	12%	1%	8%	8%		0%	2%
Pat Buchanan / Ezola Foster		3	1	2						
	Coverage	100%	33%	67%						
	Compostn	1%	1%	2%						
	Tot %	1%	0%	1%						
Ralph Nader / Winona LaDuke		7	1	3			2	1		
	Coverage	100%	14%	43%			29%	14%		
	Compostn	2%	1%	3%			3%	14%		
	Tot %	2%	0%	1%			1%	0%		
Leaning Al Gore / Joe Lieberman		18	2	6		3	6	1		
	Coverage	100%	11%	33%		17%	33%	6%		
	Compostn	5%	2%	5%		4%	8%	14%		
	Tot %	5%	1%	2%		1%	2%	0%		
Leaning George W Bush / Dick Cheney		17	2	5		4	4	1		1
	Coverage	100%	12%	29%		24%	24%	6%		6%
	Compostn	4%	2%	4%		5%	5%	14%		6%
	Tot %	4%	1%	1%		1%	1%	0%		0%
Leaning Ralph Nader / Winona LaDuke		1							1	
	Coverage	100%							100%	
	Compostn	0%							8%	
	Tot %	0%							0%	

# "The Iowa Project 2000"

September 25, 2000

n=400

		Ballot Test								
		Total	Religion							Don't know / refused / no answer
			Catholic	Protestant	Jewish	Christian	Other	Agnostic / atheist	None	
Total Respondents		400	85	116	3	80	79	7	12	18
	Coverage	100%	21%	29%	1%	20%	20%	2%	3%	5%
	Compostn	100%	100%	100%	100%	100%	100%	100%	100%	100%
	Tot %	100%	21%	29%	1%	20%	20%	2%	3%	5%
Undecided / undecided		21	7	8		2	2			2
	Coverage	100%	33%	38%		10%	10%			10%
	Compostn	5%	8%	7%		3%	3%			11%
	Tot %	5%	2%	2%		1%	1%			1%
Don't know / refused / no answer		24	5	5		6	7			1
	Coverage	100%	21%	21%		25%	29%			4%
	Compostn	6%	6%	4%		8%	9%			6%
	Tot %	6%	1%	1%		2%	2%			0%

# "The Iowa Project 2000"

September 25, 2000

n=400

		Ballot Test										
		Total	Professional / technical	Clerical / sales	White collar	Blue collar	Occupation		Retired	Housewife	Other	Don't know / refused / no answer
						Student	Farm related					
Total Respondents		400	94	48	23	43	7	13	133	15	20	4
	Coverage	100%	24%	12%	6%	11%	2%	3%	33%	4%	5%	1%
	Compostn	100%	100%	100%	100%	100%	100%	100%	100%	100%	100%	100%
	Tot %	100%	24%	12%	6%	11%	2%	3%	33%	4%	5%	1%
Al Gore / Joe Lieberman		158	36	19	13	16	4	2	58	3	5	2
	Coverage	100%	23%	12%	8%	10%	3%	1%	37%	2%	3%	1%
	Compostn	40%	38%	40%	57%	37%	57%	15%	44%	20%	25%	50%
	Tot %	40%	9%	5%	3%	4%	1%	1%	15%	1%	1%	1%
George W Bush / Dick Cheney		151	41	20	5	18	1	8	40	9	8	1
	Coverage	100%	27%	13%	3%	12%	1%	5%	26%	6%	5%	1%
	Compostn	38%	44%	42%	22%	42%	14%	62%	30%	60%	40%	25%
	Tot %	38%	10%	5%	1%	5%	0%	2%	10%	2%	2%	0%
Pat Buchanan / Ezola Foster		3		1		1			1			
	Coverage	100%		33%		33%			33%			
	Compostn	1%		2%		2%			1%			
	Tot %	1%		0%		0%			0%			
Ralph Nader / Winona LaDuke		7				1	2	1	3			
	Coverage	100%				14%	29%	14%	43%			
	Compostn	2%				2%	29%	8%	2%			
	Tot %	2%				0%	1%	0%	1%			
Leaning Al Gore / Joe Lieberman		18	4		1	2		1	6		4	
	Coverage	100%	22%		6%	11%		6%	33%		22%	
	Compostn	5%	4%		4%	5%		8%	5%		20%	
	Tot %	5%	1%		0%	1%		0%	2%		1%	
Leaning George W Bush / Dick Cheney		17	1	3	1	1			6	2	3	
	Coverage	100%	6%	18%	6%	6%			35%	12%	18%	
	Compostn	4%	1%	6%	4%	2%			5%	13%	15%	
	Tot %	4%	0%	1%	0%	0%			2%	1%	1%	
Leaning Ralph Nader / Winona LaDuke		1	1									
	Coverage	100%	100%									
	Compostn	0%	1%									
	Tot %	0%	0%									



# "The Iowa Project 2000"

September 25, 2000

n=400

		Ballot Test										
		Total	Professional / technical	Clerical / sales	White collar	Blue collar	Occupation		Retired	Housewife	Other	Don't know / refused / no answer
						Student	Farm related					
Total Respondents		400	94	48	23	43	7	13	133	15	20	4
	Coverage	100%	24%	12%	6%	11%	2%	3%	33%	4%	5%	1%
	Composn	100%	100%	100%	100%	100%	100%	100%	100%	100%	100%	100%
	Tot %	100%	24%	12%	6%	11%	2%	3%	33%	4%	5%	1%
Undecided / undecided		21	5	3	1	3			8	1		
	Coverage	100%	24%	14%	5%	14%			38%	5%		
	Composn	5%	5%	6%	4%	7%			6%	7%		
	Tot %	5%	1%	1%	0%	1%			2%	0%		
Don't know / refused / no answer		24	6	2	2	1		1	11			1
	Coverage	100%	25%	8%	8%	4%		4%	46%			4%
	Composn	6%	6%	4%	9%	2%		8%	8%			25%
	Tot %	6%	2%	1%	1%	0%		0%	3%			0%

# "The Iowa Project 2000"

September 25, 2000

n=400

## Ballot Test

		Total	Pre-tax income					Don't know / refused / no answer
			\$5,000 to \$15,000	\$15,000 to \$25, 000	\$25,000 to \$35, 000	\$35,000 to \$50, 000	Over \$50, 000	
Total Respondents		400	26	39	28	75	116	116
	Coverage	100%	7%	10%	7%	19%	29%	29%
	Compostn	100%	100%	100%	100%	100%	100%	100%
	Tot %	100%	7%	10%	7%	19%	29%	29%
Al Gore / Joe Lieberman		158	12	18	13	28	42	45
	Coverage	100%	8%	11%	8%	18%	27%	28%
	Compostn	40%	46%	46%	46%	37%	36%	39%
	Tot %	40%	3%	5%	3%	7%	11%	11%
George W Bush / Dick Cheney		151	6	12	9	26	56	42
	Coverage	100%	4%	8%	6%	17%	37%	28%
	Compostn	38%	23%	31%	32%	35%	48%	36%
	Tot %	38%	2%	3%	2%	7%	14%	11%
Pat Buchanan / Ezola Foster		3	1	2				
	Coverage	100%	33%	67%				
	Compostn	1%	4%	5%				
	Tot %	1%	0%	1%				
Ralph Nader / Winona LaDuke		7	1	1	1	2		2
	Coverage	100%	14%	14%	14%	29%		29%
	Compostn	2%	4%	3%	4%	3%		2%
	Tot %	2%	0%	0%	0%	1%		1%
Leaning Al Gore / Joe Lieberman		18	2	1		7	4	4
	Coverage	100%	11%	6%		39%	22%	22%
	Compostn	5%	8%	3%		9%	3%	3%
	Tot %	5%	1%	0%		2%	1%	1%
Leaning George W Bush / Dick Cheney		17	2			6	4	5
	Coverage	100%	12%			35%	24%	29%
	Compostn	4%	8%			8%	3%	4%
	Tot %	4%	1%			2%	1%	1%
Leaning Ralph Nader / Winona LaDuke		1					1	
	Coverage	100%					100%	
	Compostn	0%					1%	
	Tot %	0%					0%	

# "The Iowa Project 2000"

September 25, 2000

n=400

		Ballot Test						
		Total	Pre-tax income				Over \$50,000	Don't know / refused / no answer
			\$5,000 to \$15,000	\$15,000 to \$25,000	\$25,000 to \$35,000	\$35,000 to \$50,000		
Total Respondents		400	26	39	28	75	116	116
	Coverage	100%	7%	10%	7%	19%	29%	29%
	Compostn	100%	100%	100%	100%	100%	100%	100%
	Tot %	100%	7%	10%	7%	19%	29%	29%
Undecided / undecided		21	1	2	3	5	4	6
	Coverage	100%	5%	10%	14%	24%	19%	29%
	Compostn	5%	4%	5%	11%	7%	3%	5%
	Tot %	5%	0%	1%	1%	1%	1%	2%
Don't know / refused / no answer		24	1	3	2	1	5	12
	Coverage	100%	4%	13%	8%	4%	21%	50%
	Compostn	6%	4%	8%	7%	1%	4%	10%
	Tot %	6%	0%	1%	1%	0%	1%	3%

# "The Iowa Project 2000"

September 25, 2000

n=400

		Ballot Test					
		Total	Age				
			17.5-24	25-34	35-49	50-64	65+
Total Respondents		400	14	40	126	107	113
	Coverage	100%	4%	10%	32%	27%	28%
	Compostn	100%	100%	100%	100%	100%	100%
	Tot %	100%	4%	10%	32%	27%	28%
Al Gore / Joe Lieberman		158	6	11	52	44	45
	Coverage	100%	4%	7%	33%	28%	28%
	Compostn	40%	43%	28%	41%	41%	40%
	Tot %	40%	2%	3%	13%	11%	11%
George W Bush / Dick Cheney		151	7	22	49	37	36
	Coverage	100%	5%	15%	32%	25%	24%
	Compostn	38%	50%	55%	39%	35%	32%
	Tot %	38%	2%	6%	12%	9%	9%
Pat Buchanan / Ezola Foster		3			1	1	1
	Coverage	100%			33%	33%	33%
	Compostn	1%			1%	1%	1%
	Tot %	1%			0%	0%	0%
Ralph Nader / Winona LaDuke		7	1	1	1	1	3
	Coverage	100%	14%	14%	14%	14%	43%
	Compostn	2%	7%	3%	1%	1%	3%
	Tot %	2%	0%	0%	0%	0%	1%
Leaning Al Gore / Joe Lieberman		18		3	4	5	6
	Coverage	100%		17%	22%	28%	33%
	Compostn	5%		8%	3%	5%	5%
	Tot %	5%		1%	1%	1%	2%
Leaning George W Bush / Dick Cheney		17		1	6	4	6
	Coverage	100%		6%	35%	24%	35%
	Compostn	4%		3%	5%	4%	5%
	Tot %	4%		0%	2%	1%	2%
Leaning Ralph Nader / Winona LaDuke		1			1		
	Coverage	100%			100%		
	Compostn	0%			1%		
	Tot %	0%			0%		

# "The Iowa Project 2000"

September 25, 2000

n=400

		Ballot Test					
		Total	Age				
			17.5-24	25-34	35-49	50-64	65+
Total Respondents		400	14	40	126	107	113
	Coverage	100%	4%	10%	32%	27%	28%
	Compostn	100%	100%	100%	100%	100%	100%
	Tot %	100%	4%	10%	32%	27%	28%
Undecided / undecided		21			8	8	5
	Coverage	100%			38%	38%	24%
	Compostn	5%			6%	7%	4%
	Tot %	5%			2%	2%	1%
Don't know / refused / no answer		24		2	4	7	11
	Coverage	100%		8%	17%	29%	46%
	Compostn	6%		5%	3%	7%	10%
	Tot %	6%		1%	1%	2%	3%

# "The Iowa Project 2000"

September 25, 2000

n=400

		Ballot Test		
		Total	Sex	
			Male	Female
Total Respondents		400	189	211
	Coverage	100%	47%	53%
	Compostn	100%	100%	100%
	Tot %	100%	47%	53%
Al Gore / Joe Lieberman		158	62	96
	Coverage	100%	39%	61%
	Compostn	40%	33%	45%
	Tot %	40%	16%	24%
George W Bush / Dick Cheney		151	85	66
	Coverage	100%	56%	44%
	Compostn	38%	45%	31%
	Tot %	38%	21%	17%
Pat Buchanan / Ezola Foster		3	2	1
	Coverage	100%	67%	33%
	Compostn	1%	1%	0%
	Tot %	1%	1%	0%
Ralph Nader / Winona LaDuke		7	6	1
	Coverage	100%	86%	14%
	Compostn	2%	3%	0%
	Tot %	2%	2%	0%
Leaning Al Gore / Joe Lieberman		18	7	11
	Coverage	100%	39%	61%
	Compostn	5%	4%	5%
	Tot %	5%	2%	3%
Leaning George W Bush / Dick Cheney		17	6	11
	Coverage	100%	35%	65%
	Compostn	4%	3%	5%
	Tot %	4%	2%	3%
Leaning Ralph Nader / Winona LaDuke		1		1
	Coverage	100%		100%
	Compostn	0%		0%
	Tot %	0%		0%

# "The Iowa Project 2000"

September 25, 2000

n=400

		Ballot Test		
		Total	Sex	
			Male	Female
Total Respondents		400	189	211
	Coverage	100%	47%	53%
	Compostn	100%	100%	100%
	Tot %	100%	47%	53%
Undecided / undecided		21	11	10
	Coverage	100%	52%	48%
	Compostn	5%	6%	5%
	Tot %	5%	3%	3%
Don't know / refused / no answer		24	10	14
	Coverage	100%	42%	58%
	Compostn	6%	5%	7%
	Tot %	6%	3%	4%

# "The Iowa Project 2000"

September 25, 2000

n=400

		Ballot Test			
		Total	Republican	Party Democrat	No party
Total Respondents		400	164	145	91
	Coverage	100%	41%	36%	23%
	Compostn	100%	100%	100%	100%
	Tot %	100%	41%	36%	23%
Al Gore / Joe Lieberman		158	28	92	38
	Coverage	100%	18%	58%	24%
	Compostn	40%	17%	63%	42%
	Tot %	40%	7%	23%	10%
George W Bush / Dick Cheney		151	104	16	31
	Coverage	100%	69%	11%	21%
	Compostn	38%	63%	11%	34%
	Tot %	38%	26%	4%	8%
Pat Buchanan / Ezola Foster		3	1	2	
	Coverage	100%	33%	67%	
	Compostn	1%	1%	1%	
	Tot %	1%	0%	1%	
Ralph Nader / Winona LaDuke		7	2	4	1
	Coverage	100%	29%	57%	14%
	Compostn	2%	1%	3%	1%
	Tot %	2%	1%	1%	0%
Leaning Al Gore / Joe Lieberman		18	1	11	6
	Coverage	100%	6%	61%	33%
	Compostn	5%	1%	8%	7%
	Tot %	5%	0%	3%	2%
Leaning George W Bush / Dick Cheney		17	12	2	3
	Coverage	100%	71%	12%	18%
	Compostn	4%	7%	1%	3%
	Tot %	4%	3%	1%	1%
Leaning Ralph Nader / Winona LaDuke		1			1
	Coverage	100%			100%
	Compostn	0%			1%
	Tot %	0%			0%



# "The Iowa Project 2000"

September 25, 2000

n=400

		Ballot Test			
		Total	Republican	Party Democrat	No party
Total Respondents		400	164	145	91
	Coverage	100%	41%	36%	23%
	Compostn	100%	100%	100%	100%
	Tot %	100%	41%	36%	23%
Undecided / undecided		21	8	8	5
	Coverage	100%	38%	38%	24%
	Compostn	5%	5%	6%	5%
	Tot %	5%	2%	2%	1%
Don't know / refused / no answer		24	8	10	6
	Coverage	100%	33%	42%	25%
	Compostn	6%	5%	7%	7%
	Tot %	6%	2%	3%	2%